




# KARNATAKA SANGITA SAMVARDHANA

*A Comprehensive Practical based Syllabus  
for South Indian Classical Music*





# **KARNATAKA SANGITA SAMVARDHANA**

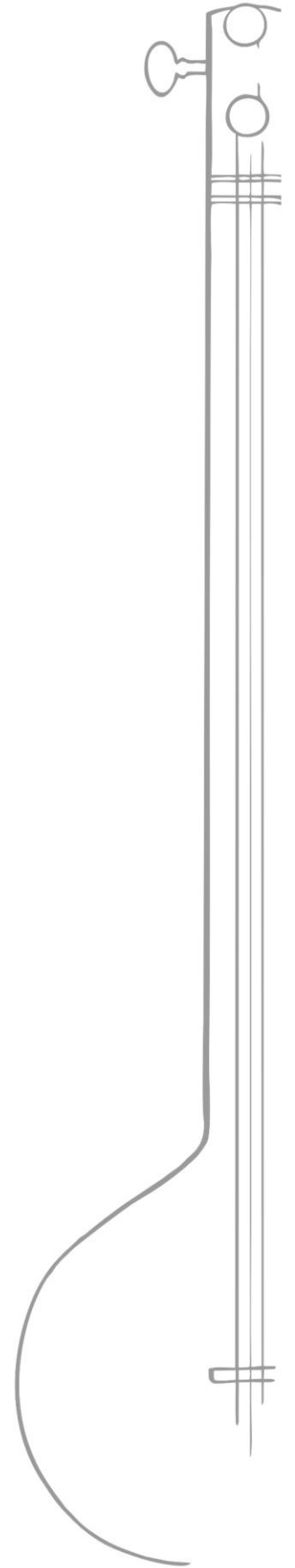
## **SYLLABUS OVERVIEW**

**Level Prathama (50 hrs)**

**Level Dwithiya (100 hrs)**

**Level Thrithiya (180 hrs)**

**Level Unnatha (200+ hrs)**



# BOARD MEMBERS

**Ganakala Suvarna Bagyalakshmi Chandrashekharan**  
Saraswathi Veena Exponent

**Kalaimamani Dr. G. Baby Sreeram**  
Karnataka Sangita Vaggeyakara, Vocal Exponent, Musicologist

**Kalaimamani Dr. Sriram Parasuram**  
Karnataka & Hindusthani Sangita Vocal & Violin Exponent, Musicologist

**Karnataka Kalashri Shri Anoor Ananthakrishna Sharma**  
Karnataka Sangita Mridanga & Vocal Exponent, Composer


**Shastra Koustubha Dr. Meera Rajaram Pranesh**  
HOD at Lakshminarayana Global Centre for Excellence, Musicologist

**Kalaimamani Nirmala Rajasekar**  
Karnataka Sangita Vocal & Veena Exponent, Composer, Musicologist

**Vidushi Sharanyaa Sriram**  
Karnataka Sangita Vocal Exponent

## WMC CORE TEAM

- Dr. Vidya Natarajan Saraswati Veena Exponent
- Sangeetha Srikishen Director WMC, Vocalist.
- Bhargav R Ranganath Vocalist
- Ambadi M A Vocalist



## DIRECTOR'S NOTE

Dear Gurus, Students and Music Enthusiasts,

It is with great joy and pride that I introduce to you **Karnataka Sangita Samvardhana**, a comprehensive, practical-based syllabus for South Indian Classical Music, covering vocals, string instruments, and wind instruments. It has been meticulously crafted by the World Music Conservatory (WMC). As the director of WMC, this moment marks the fruition of a significant milestone in our journey, a dream come true.

Our vision for Karnataka Sangita Samvardhana goes beyond mere music education; it embodies a philosophy of practical learning, integrity, and fairness. We believe that music education should not only nurture talent but also instill values that enrich lives and communities. Karnataka Sangita Samvardhana is a reflection of our commitment to excellence. It emphasizes hands-on practical experience, ensuring that the students not only understand the nuances of Karnataka Sangita but also develop the skills to express themselves with depth and emotion.

I extend my heartfelt gratitude to the core team at WMC, who have worked towards curating and putting this syllabus together systematically over a period of almost a year. My special thanks to our board advisory members who have contributed their expertise and insights to shape Karnataka Sangita Samvardhana.

I encourage every music enthusiast to embrace Karnataka Sangita Samvardhana wholeheartedly. Let it be your guide as you embark on a journey of musical discovery and personal growth. May the melodies you create resonate with passion, dedication, and the timeless traditions of Karnataka Sangita.

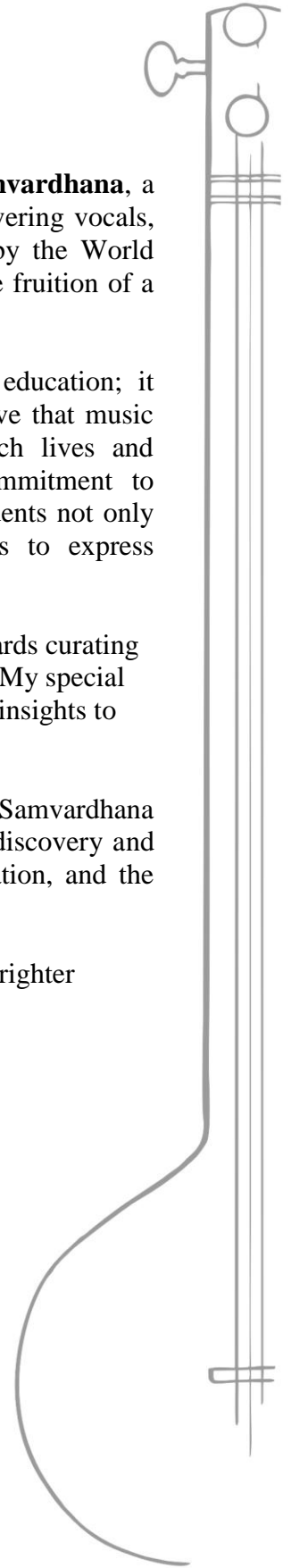
Thank you for being a part of WMC and for sharing in our dream of creating a brighter musical future.

With warm regards,



Sangeetha Srikishen

Director, World Music Conservatory (WMC)



**Respected Board Members,**

We extend our deepest gratitude for your invaluable contributions and guidance in the realm of Karnataka Sangita. Your expertise, dedication, and passion have profoundly impacted our musical journey, enriching our understanding and appreciation of this cherished art form.

Your collective wisdom, shared through years of experience and dedication, has left an indelible mark on our musical pursuits. From vocal techniques to veena and wind instruments mastery, rhythmic patterns to violin intricacies, and the emotional depth of compositions, your mentorship has been transformative.

Your commitment to preserving and promoting the rich heritage of Karnataka Sangita is commendable, and your artistic brilliance continues to inspire and resonate with us. Through your teachings, you have not only enhanced our technical proficiency but also instilled in us a deep love and reverence for this timeless tradition.

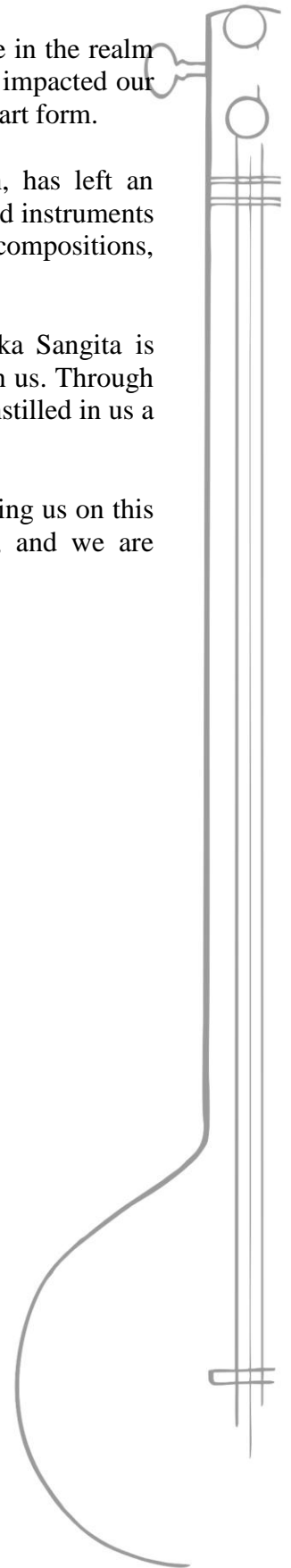
Thank you for nurturing our musical talents, broadening our horizons, and guiding us on this fulfilling journey of musical exploration. Your contributions are invaluable, and we are honored to have had the opportunity to learn from you.

With sincere appreciation and warm regards,



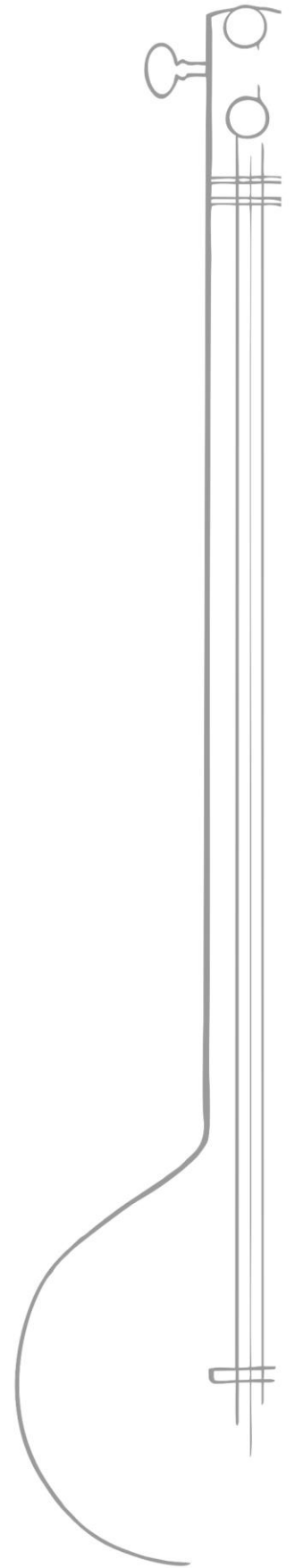
Sangeetha Srikishen

Director, World Music Conservatory (WMC)



# TABLE OF CONTENTS

S No.	Content	Page No.
1	Foreword	6
2	Parameters - Definition	7
3	Level Prathama	9 -13
4	Level Dwithiya	14-18
5	Level Thrithiya	19-23
6	Level Unnatha	24-27
7	Essential Guidelines	28
8	Fee structure and Policy	29
9	Communication Details	30



# FOREWORD

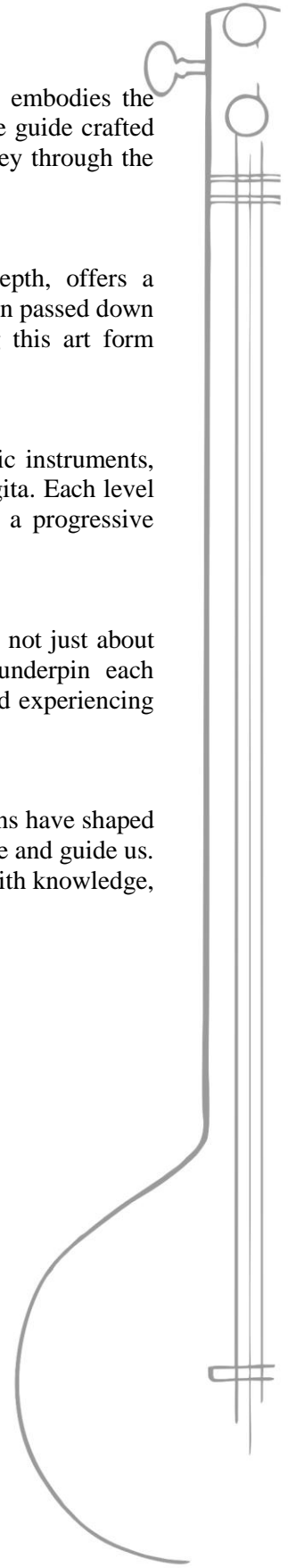
Welcome to the world of Karnataka Sangita Samvardhana, a timeless tradition that embodies the essence of melody, rhythm, and spiritual expression. This syllabus is a comprehensive guide crafted with passion and dedication, designed to nurture and inspire musicians on their journey through the rich tapestry of Karnataka Sangita.

Karnataka Sangita, with its intricate melodies, complex rhythms, and emotive depth, offers a transformative experience for both performers and listeners. It is a tradition that has been passed down through generations, each adding their unique insights and contributions, enriching this art form further.

In this syllabus, we embark on a four-level exploration that covers vocal and melodic instruments, providing a structured pathway for learners to delve into the depths of Karnataka Sangita. Each level is meticulously curated to build upon the foundations laid in the previous, offering a progressive learning experience that is both engaging and rewarding.

As you embark on this musical odyssey, remember that learning Karnataka Sangita is not just about mastering technicalities but also about embracing the ethos and emotions that underpin each composition. It is about connecting with your inner self, expressing your thoughts, and experiencing the joy of creating music that transcends boundaries.

We extend our gratitude to the board members of Karnataka Sangita whose contributions have shaped this syllabus. Their expertise, insights, and dedication to this art form continue to inspire and guide us. May this syllabus be a beacon of light on your musical journey, illuminating the path with knowledge, understanding, and a profound appreciation for the beauty of Karnataka Sangita.



# PARAMETERS DEFINITION

## 1. Melodic

- 1.1. Maintaining Shruthi: Ensuring accurate pitch or musical tone.
- 1.2. Maintaining Swarasthanas: Maintaining the correct positions of musical notes.

## 2. Rhythmic

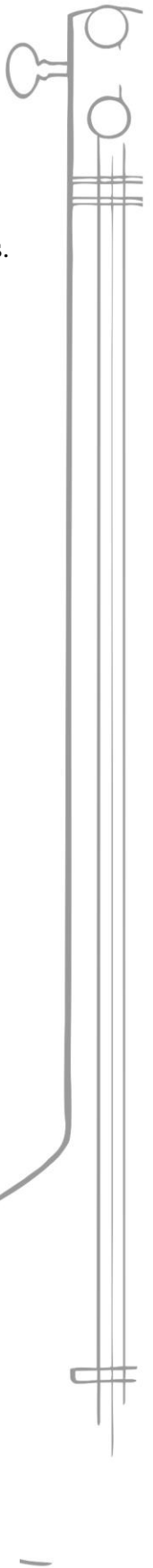
- 2.1. Laya: The tempo or rhythmic speed.
- 2.2. Kaalapramana: The measure of rhythmic time cycles.
- 2.3. Taalanga Indication: Precise indication of rhythmic patterns.

## 3. Vocal

- 3.1. Timbre: The unique quality or tone colour of a voice.
- 3.2. Agility: The ability to perform rapid musical passages with ease.
- 3.3. Range: The span of notes or pitches a voice can produce.
- 3.4. Dynamics: The variation in volume or intensity of musical expression.
- 3.5. Raga Bhava: Provide emotional essence and expressive quality of a raga

## 4. Instrumental

- 4.1. Tuning: Ensuring instruments are in tune with the desired pitch.
- 4.2. Handling: Skillful and proper handling of musical instruments.
- 4.3. Position: Correct posture and positioning while playing instruments.
- 4.4. Accent and technique: Emphasizing certain notes or phrases for musical expression and executing proficiency while playing.
- 4.5. Raga Bhava: Provide emotional essence and expressive quality of a raga





## 5. Sahitya

- a. Lyrical Knowledge: Ensuring correctness and precision in singing lyrics.
- b. Enunciation: Clear and articulate pronunciation of words while singing, focusing on how each word is pronounced distinctly and clearly.
- c. Pronunciation: Correct and accurate articulation of words and sounds in the lyrics, ensuring that each word is pronounced accurately according to its intended pronunciation in the language or dialect being sung.

## 6. Breath Management

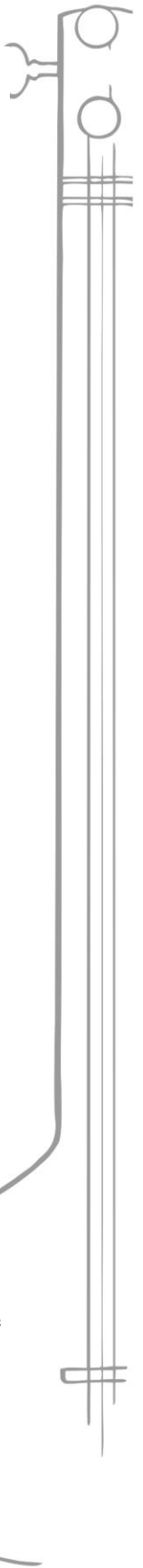
- a. Continuity: Maintaining a consistent flow of breath while singing or playing.
- b. Posture: Maintaining a proper body posture for optimal breath control and sound production.

## 7. Basic Knowledge

- a. History: Understanding the historical background and evolution of Karnataka Sangita.
- b. Technical: Knowledge of the technical aspects such as scales, intervals, and musical structures.

## 8. Advanced Parameters

- a. Raaga Mastery: Expertise in understanding and performing various Raagas.
- b. Rhythmic Mastery: Proficiency in complex rhythmic patterns and improvisation.
- c. Creativity: Ability to innovate and create new musical ideas within the Karnataka Sangita tradition.
- d. Innovation and Improvisation: Introducing novel elements or techniques while maintaining the essence of Karnataka Sangita.
- e. Performance: Delivering captivating and expressive performances that showcase technical skill and artistic depth.



# LEVEL PRATHAMA

Course Level: Level Prathama (50 hrs)

➤ **Course Description for Voice Culture and Instrumental Technique:**

Karnataka Sangita Level Prathama is designed for practical application, emphasizing a balanced approach to aural skills. The curriculum aims to deepen the understanding of Shruthi and Taala, with a basic grasp of the history of Karnataka Sangita, involving recognition of Sri. Purandaradasa and Thrimoorthy, along with other composers relevant to the compositions learnt throughout the course.

➤ **Instrumental Technique Variations:**

For Instrumentalists, the syllabus variations are seamlessly integrated, allowing students to apply learnt concepts on their respective instruments.

The variations from Vocals for an instrument emphasize on:

- Tuning the instrument.
- Playing Tristhayi (3 Octaves - Mandrasthayi Shadja to Athithaarasthayi Shadja).
- Developing a distinctive execution style for both Swaras and Sahithya for a given composition.
- Recitation of Sahithya by the instrumentalist.


➤ **Preparatory Requirements:**

The candidate should prepare according to the Karnataka Sangita Samvardhana syllabus. Candidates may pursue more lessons of their choice but are strictly required to fulfil the syllabus requirements. Instrumentalists will have to bring their own instruments and follow the syllabus accordingly. Candidates are strictly not allowed to refer to any books during examination.

➤ Sarale Varase to Alankaras to be rendered in Raaga **Mayamalavagowla**.

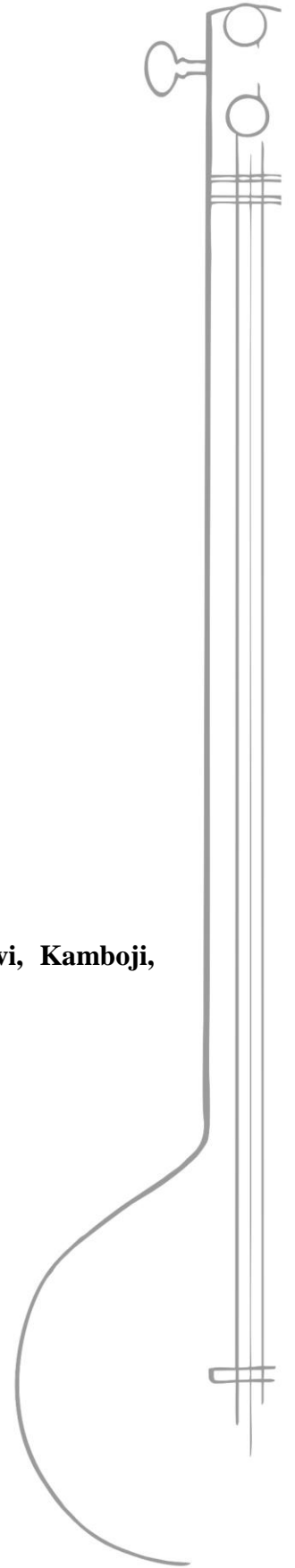
➤ Refer to Standard Books, eg:

- **Karnataka Sangeetha Darpana Volume 1** by T Sachidevi and T Sharadha;
- **Ganamrutha Bodhini - Sangeetha Bala Padam** by Sangeetha Vidwan A.S. Panchapakesa Iyer;
- **Karnataka Sangeetham - Part 1** by Suresh Narayanan;
- **Carnatic Music - Secondary Level Course Practical** by National Institute of Open Schooling



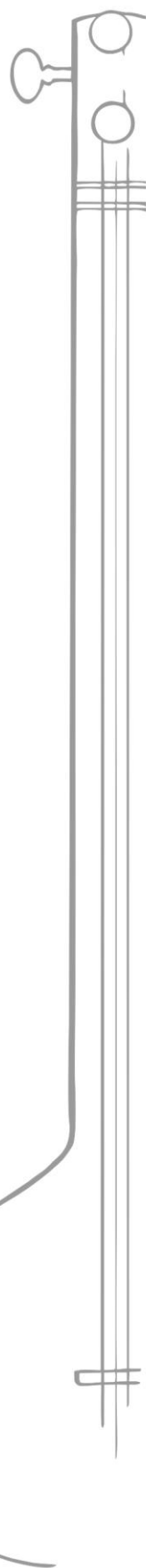
## ➤ Syllabus overview

- 1) Sarale Varase (14) (4 hrs).
- 2) Thaarasthaayi Varase (5) (2 hrs).
- 3) Mandrasthaayi Varase (4) (2 hrs).
- 4) Janti Varase ( 9) (4 hrs).
- 5) Dhaatu Varase (2) (4 hrs).
- 6) Saptha Taala Alankaras (7) (8 hrs).
- 7) Nottuswaras (any 5) (2 hrs).
- 8) Geethes (Pillari & Sanchari) (4+6) (12 hrs).
  - a) Raaga Malahari (4).
  - b) Raagas: Mohana, Kalyani, Arabhi, Anandabhairavi, Kamboji, Saveri (6).
- 9) Jathiswaras (2) (6 hrs)
- 10) Swarajathis (2) (6 hrs)



## ➤ Score distribution

<b>Parameters for assessment</b>				
Abbreviation: V-Vocal/ SI-String Instrument/ WI- Wind Instrument				
Sl.no	Parameters	Level		
		Prathama		
		V	SI	WI
<b>1</b>	<b>Melodic</b>			
1.1	Maintaining shruthi	30	30	30
1.2	Maintaining swarastanas			
<b>2</b>	<b>Rhythmic</b>			
2.1	Laya	30	35	35
2.2	Kalapramana			
2.3	Taalanga indication			
<b>3</b>	<b>Vocal Culture</b>			
3.1	Timbre	15	N/A	N/A
3.2	Agility			
3.3	Range			
3.4	Dynamics and Raga Bhava			
<b>4</b>	<b>Instrumental</b>			
4.1	Tuning	N/A	20	20
4.2	Handling			
4.3	Position			
4.4	Accent			
4.5	Technique and Raga Bhava			
<b>5</b>	<b>Sahithya</b>			
5.1	Lyrical Knowledge	15	5	5
5.2	Enunciation			
5.3	Pronunciation			
5.4	Breath Management			
<b>6</b>	<b>Basic Knowledge</b>			
6.1	Technical	10	10	10
6.2	History			
6.3	Posture			
	<b>TOTAL</b>	<b>100</b>	<b>100</b>	<b>100</b>



## ➤ Level Prathama Outcomes

### 1. Melodic

- Developing a keen aural sense of Aadhara Shadja based on the chosen Shruthi.
- Achieving fluidity over melodic variations of Swaras with respect to octaves (Sthaayis).
- Mastering Swarasthanas with respect to Vakra Sanchara of Swaras.
- Analyzing basic compositional structures with Sampoorana Raagas and Janya Raagas.
- Understanding how to render accents in voice.

### 2. Rhythmic

- Understanding fundamental Taala and Kaalas (speeds up to 3 levels).
- Developing a wholesome sense of rhythm with respect to sustained notes and different combinations of notes.
- Showing rhythmic gestures under thirty-five (35) combinations of Taala detailed under Angas and Jaathis.

### 3. Breath Management

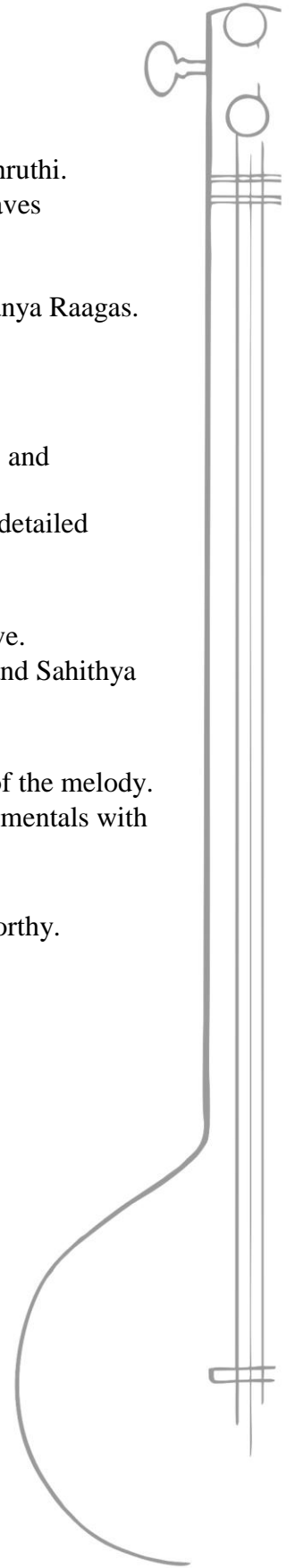
- Breath Control with reference to sustaining a note for 8 seconds and above.
- Breath control over voice modulations to accommodate sustained notes and Sahithya with simple and complex combinations.

### 4. Instrumental Technique

- Parameters based on pressure variations corresponding to the dynamics of the melody.
- Understanding how to perform accents and fingering techniques in instrumentals with regards to Sahithya.

### 5. Basic History

A brief history of Shri Purandaradasa (Karnataka Sangita Pithamaha) & Thrimoorthy.



## ➤ Evaluation Mode and Examination

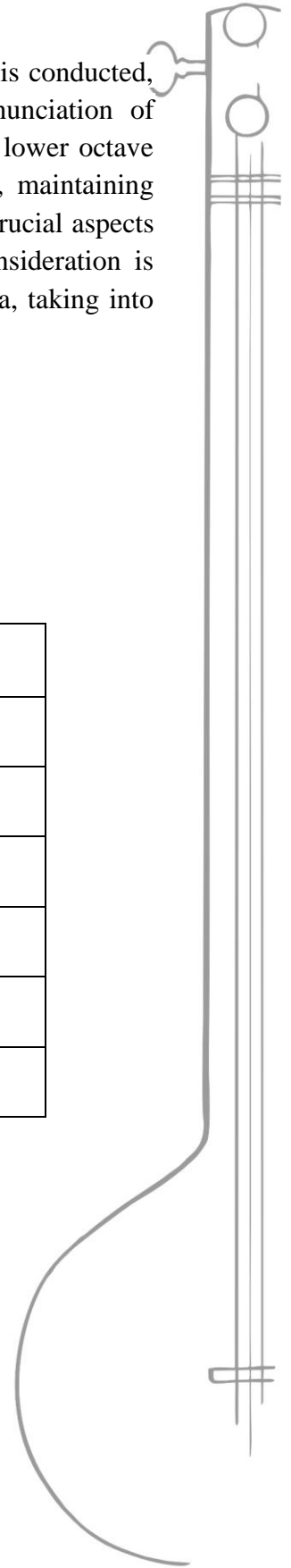
Analysis of the practical prospects of the candidate's rendition or performance is conducted, encompassing the identification of Swaras, Taalas, Raagas and proper enunciation of Sahithya within the syllabus scheme. This also involves recognizing upper or lower octave Swaras and identifying the Aadhara Shadja of a chosen pitch. Additionally, maintaining Kaalapramana and understanding the logic behind Kaalas (Speed system) are crucial aspects assessed during the evaluation. Furthermore, in the case of instruments, consideration is given to instrumental tuning and the distinctive quality of Swaras and Sahithya, taking into account varied parameters.

Examination Duration: **30 minutes**

Examinations will be conducted twice annually: **January & July.**

Total Possible Score for Prathama level: **100**

<b>Scoring Criterion</b>	
<b>RANGE</b>	<b>PERCENTAGE</b>
Pass	60% to 69%
Good	70% to 79%
Merit	80% to 89%
Distinction	90% to 95%
Excellent	96% to 100%



# LEVEL DWITHIYA

## ➤ Course Description for Voice Culture and Instrumental Technique:

Karnataka Sangita Level Dwithiya is meticulously crafted for practical application, placing a strong emphasis on developing balanced aural skills. It is designed to provide students with a higher level of understanding Karnataka Sangita by delving into compositions, by exploring various Raagas and progressions of Taala. Through this exploration, students will not only deepen their knowledge but also cultivate a nuanced sense of listening.

## ➤ Instrumental Variations:

Instrumental variations are seamlessly integrated into the course, allowing students to apply learnt concepts on their respective instruments.

The variations from Vocals for an instrument emphasises on:


- Tuning the instrument.
- Developing a distinct execution style for both Swaras and Sahithya in a given composition.
- Recitation of Sahithya by the instrumentalist.

## ➤ Preparatory Requirements:

The candidate should prepare according to the **Karnataka Sangita Samvardhana Level Dwithiya** syllabus. Candidates may pursue more lessons of their choice but are strictly required to fulfil the syllabus requirements. Instrumentalists have to bring their own instruments and follow the requirements mentioned in the syllabus. Candidates are not allowed to refer to any books during the examination.

## ➤ Refer to Standard Books, eg:

- a. **Karnataka Sangeetha Darpana Vol. II** by T Sachidevi and T Sharadha;
- b. **Ganamrutha Bodhini - Varnamalika** by Sangeetha Vidwan A.S. Panchapakesa Iyer;
- c. **Compositions of Mudduswami Dikshitar** by Sangita Kalanidhi T. K. Govinda Rao;
- d. **Varnasagaram** by Sangita Kalanidhi T. K. Govinda Rao;



## ➤ Syllabus Overview

1) Alankaras in 35 Taalas (14 hrs)

2) Lakshana Geethes (4) (4 hrs)

3) Janaka and Janya raaga Taana Varnas (4 of each) (24 hrs)

4) Janaka and Janya Raaga Adi Taala Kritis (8 of each) (20 hrs)

1. Madhyamakala Kritis (4 of Each)


2. Vilambakala Kritis (4 of Each)

5) Janaka and Janya Raaga Roopaka Taala Kritis (6 of each) (20 hrs)

6) Thillanas (2) (4 hrs)

7) Dasara padas (2) (2 hrs)

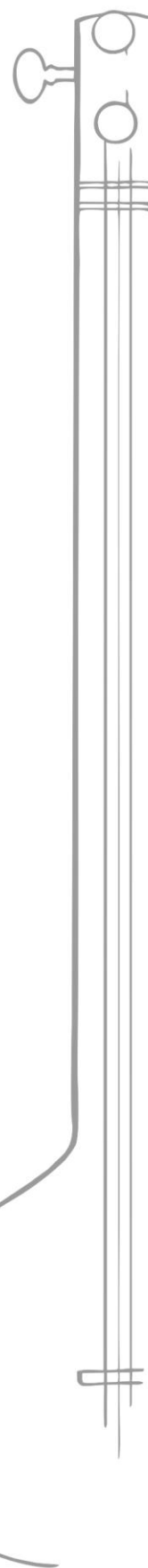
8) Vachanas (2) (2 hrs)





## ➤ Score Distribution

<b>Parameters for assessment</b>				
Abbreviation: V-Vocal/ SI-String Instrument/ WI- Wind Instrument				
Sl.no	Parameters	Level		
		Dwithiya		
		V	SI	WI
1	<b>Melodic</b>			
1.1	Maintaining shruthi	30	35	30
1.2	Maintaining swarastanas			
2	<b>Rhythmic</b>			
2.1	Laya	30	35	35
2.2	Kalapramana			
2.3	Taalanga indication			
3	<b>Vocal Culture</b>			
3.1	Timbre			
3.2	Agility	15	N/A	N/A
3.3	Range			
3.4	Dynamics and Raga Bhava			
4	<b>Instrumental</b>			
4.1	Tuning			
4.2	Handling	N/A	25	15
4.3	Position			
4.4	Accent			
4.5	Technique and Raga Bhava			
5	<b>Sahithya</b>			
5.1	Lyrical Knowledge			
5.2	Enunciation	15	5	15
5.3	Pronunciation			
5.4	Breath Management			
6	<b>Basic Knowledge</b>			
6.1	Technical			
6.2	History	10	N/A	5
6.3	Posture			
	<b>TOTAL</b>	<b>100</b>	<b>100</b>	<b>100</b>



## ➤ Level Dwithiya Outcomes

The prevailing concepts of Level Prathama are enhanced and diligently applied to Level Dwithiya.

### 1. Melodic

- Achieving fluidity over melodic variations.
- Exploring multiple Raagas and initiating the practice of deep listening to recognize Raaga and its key characteristics.
- Understanding dynamics and modulations in voice culture.

### 2. Rhythmic

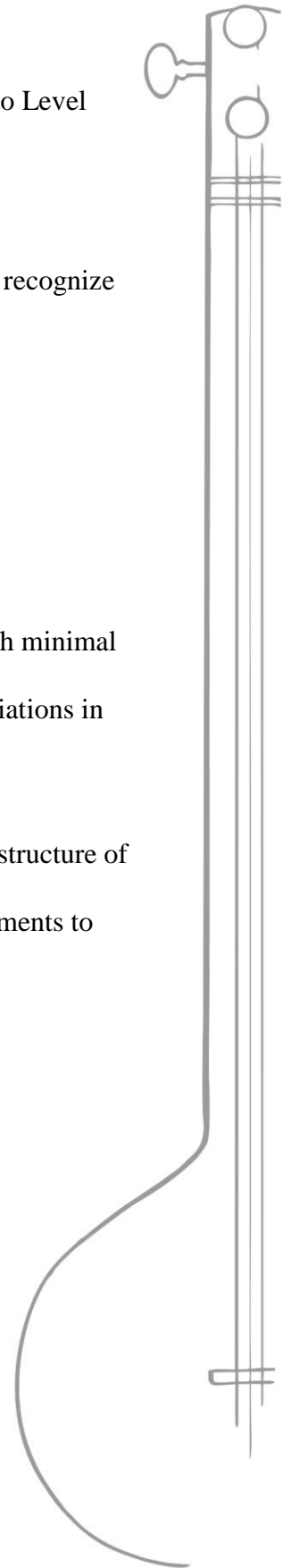
- Accommodating Taala within the maintained kaalapramana.
- Executing flawless and accurate shifts of kaala as required in the Varna.
- Developing an innate sense of dynamics and grammar.

### 3. Breath Management

- Developing varied control over breath to accommodate compositions with minimal breaks of Sahithya.
- Developing efficient breathing cycles to accommodate dynamics and variations in accent points to support the Sahithya.

### 4. Instrumental Technique

- Applying parameters based on variations corresponding to the advanced structure of compositions in various Raagas.
- Understanding how to execute accents and fingering techniques in instruments to accommodate the nuanced detailing of compositions.



## ➤ Evaluation Mode and Examination

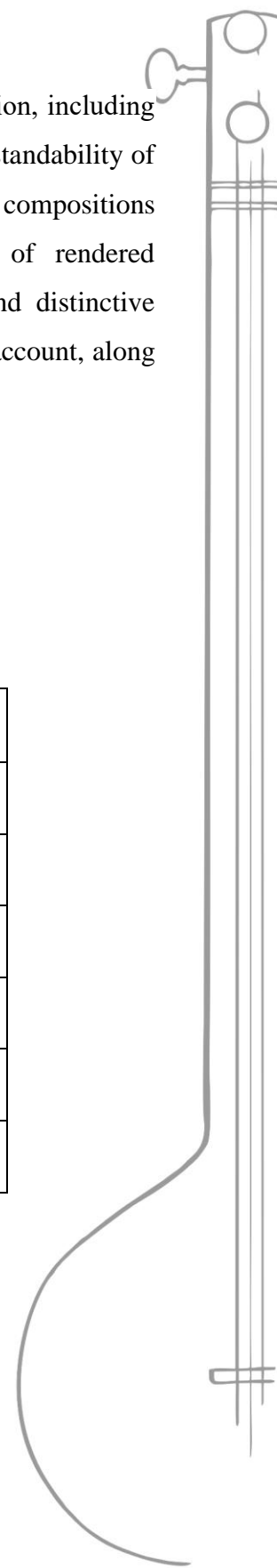
The examiner analyzes the practical prospects of the candidates' rendition, including aural skills, performance, proper enunciation of Sahithya and the understandability of concepts. This involves a comprehensive grasp over Raagas, Taala and compositions within the syllabus scheme, including maintaining kaalapramana of rendered compositions. In the case of instruments, the instrumental tuning and distinctive quality of Swaras and Sahithya of the same composition are taken into account, along with other instrumental parameters.

Examination Duration: **45 minutes**

Examinations will be conducted twice annually: **January & July.**

Total Possible Score for the Course: **100**

<b>Scoring Criterion</b>	
<b>RANGE</b>	<b>PERCENTAGE</b>
Pass	60% to 69%
Good	70% to 79%
Merit	80% to 89%
Distinction	90% to 95%
Excellent	96% to 100%



# LEVEL THRITIYA

## ➤ Course Description for Voice Culture and Instrumental Technique:

Karnataka Sangita Level Thrithiya is meticulously crafted for practical application, placing a strong emphasis on developing balanced aural skills. It is designed to provide students with a higher level of understanding, by delving into deeper prospects of compositions, exploring various Raagas in depth and multi level Taala structures. During this exploration, students will not only enhance their knowledge but also foster a refined sense of listening.

## ➤ Instrumental Variations:

Instrumental variations are seamlessly integrated into the course, allowing students to apply learnt concepts on their respective instruments.

The variations from Vocals for an instrument emphasises on:

- Fine-tuning the instrument to perfection.
- Crafting a unique execution style for both Swaras and Sahithya within a given composition.
- Recitation of Sahithya by the instrumentalist.

## ➤ Preparatory Requirements:

The candidate should prepare according to the **Karnâtaaka Sangîta Samvardhana Level Thrithiya** syllabus. Candidates may pursue more lessons of their choice but are strictly required to fulfil the syllabus requirements. Instrumentalists have to bring their own instruments and follow the requirements mentioned in the syllabus. Candidates are not allowed to refer to any books during examination.

➤ Refer to Standard Books, eg:

**Karnataka Sangeetha Dharpana Vol. III and IV.** by T Sachidevi and T Sharadha;

**Ganamrutha Bodhini - Varnamalika** by Sangeetha Vidwan A.S. Panchapakesa Iyer;

**Vasudeva Kirthana Manjari** by Sangita Kalarathna S. Krishnamurthy

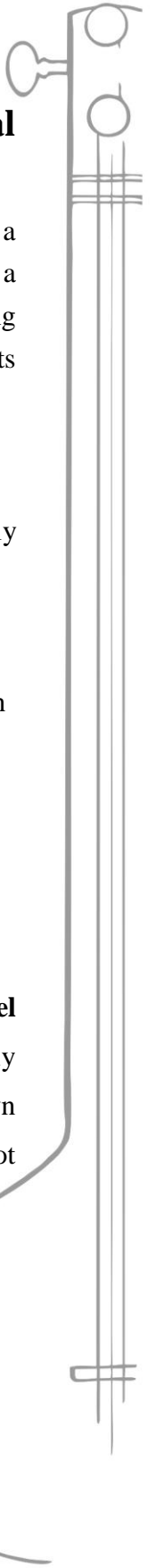
**Shrividya Gana Varidhi** by Dr. T. S. Sathyavathi

Books by Sangita Kalanidhi T. K. Govinda Rao, **Varnasagaram**

**Compositions of Mudduswami Dikshitar,**

**Compositions of Syama Sastri, Subbaraya Sastri & Annasvami Sastri**

**Compositions of Maharaja Sri Swati Tirunal and Tyagaraja**



## ➤ Syllabus Overview

- Shyama Shastri Swarajathis (3) (24 hrs)
- **Varnas:**
  1. Aadi Taala Taana Varnas, compulsory inclusion of Trishra Gathi (7) (14 hrs)
  2. Navaraagamaalika Varna (1) (2 hrs)
  3. Pada Varnas (1) (2 hrs)
  4. Daru Varnas (1) (2 hrs)
  5. Ata Taala Varnas (5) (28 hrs)

- **Thyagaraja Ghanaraaga Pancharatna Kritis** (5) (20 hrs)

- **Kritis:** (40)

Kritis should include Raagalapana, Neraval & Swaraprasthaara.

- Sampoorana/ Janaka Raaga Kritis
  1. Shuddha Madhyama Kritis (12) (18 hrs)
  2. Prati Madhyama Kritis (8) (18 hrs)

- Janya Raaga Kritis:

Kritis should include Raagalapana, Neraval & Swaraprasthaara.

1. Shuddha Madhyama Kritis (12) (16 hrs)
2. Prati Madhyama Kritis (8) (16 hrs)

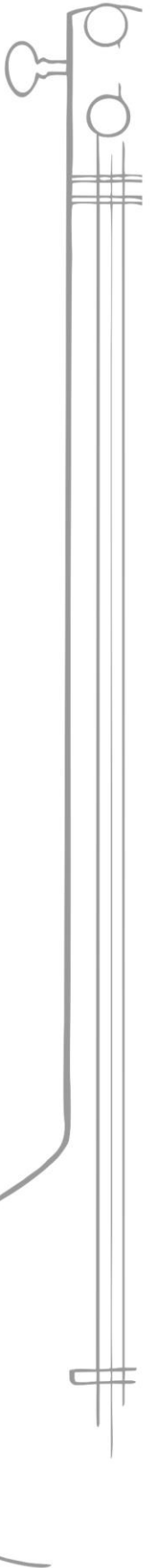
From the above 40 Krithis : choice of Taala distribution is as follows,

Taala	Sampoorana/ Janaka Raaga		Janya Raaga		No. of Krithis
	Shuddha Madhyama	Prati Madhyama	Shuddha Madhyama	Prati Madhyama	
<b>Madhyamakaala Adi</b>	2	2	2	2	8
<b>Vilambakaala Adi</b>	2	2	2	2	8
<b>Roopaka</b>	2	1	2	1	6
<b>Khanda Chaapu</b>	2	1	2	1	6
<b>Mishra Chaapu</b>	2	1	2	1	6
<b>Other</b>	2	1	2	1	6

- Javalis (2) (2 hrs)
- Padams (2) (4 hrs)
- Dasara Padas (5) (6 hrs)
- Thillanas (4) (8 hrs)

## ➤ Score Distribution

<b>Parameters for assessment</b>				
Abbreviation: V-Vocal/ SI-String Instrument/ WI- Wind Instrument				
Sl.no	Parameters	Level		
		Thritiya		
		V	SI	WI
<b>1</b>	<b>Melodic</b>			
1.1	Maintaining shruthi	30	35	30
1.2	Maintaining swarastanas			
<b>2</b>	<b>Rhythmic</b>			
2.1	Laya	30	35	35
2.2	Kalapramana			
2.3	Taalanga indication			
<b>3</b>	<b>Vocal Culture</b>			
3.1	Timbre	20	N/A	N/A
3.2	Agility			
3.3	Range			
3.4	Dynamics and Raga Bhava			
<b>4</b>	<b>Instrumental</b>			
4.1	Tuning	N/A	30	20
4.2	Handling			
4.3	Position			
4.4	Accent			
4.5	Technique and Raga Bhava			
<b>5</b>	<b>Sahithya</b>			
5.1	Lyrical Knowledge	20	5	15
5.2	Enunciation			
5.3	Pronunciation			
5.4	Breath Management			
<b>6</b>	<b>Basic Knowledge</b>			
6.1	Technical	10	5	10
6.2	History			
6.3	Posture			
<b>7</b>	<b>Advanced Parameters</b>			
7.1	Raaga Mastery	40	40	40
7.2	Rhythm Mastery			
7.3	Creativity			
7.4	Innovation and Improvisation			
7.5	Presentation			
	<b>TOTAL</b>	<b>150</b>	<b>150</b>	<b>150</b>



## ➤ Level Thrithiya Outcomes

Students demonstrate an elevated mastery of foundational concepts with a focus on refinement and application.

### A. Melodic

- Attaining a major level of precision and creativity in exploring both janaka Raagas and janya Raagas.
- Delving into a diverse array of Raagas and cultivating a profound understanding of their expression within various forms of kritis.
- Immersing deeply into the dynamics and modulations of voice culture across different aspects of manodharma, encompassing aalapana, neraval, and Swaraprasthara.
- Understanding the meaning of Sahithya and diction.

### B. Advanced Rhythmic Techniques

- Integrating Taala seamlessly while synchronizing kaalapramana with intricate melodic structures.
- Executing shifts in gathi with flawless accuracy and finesse.
- Developing an innate sense of dynamics and grammar with respect to pre-defined mathematical requirements essential for rhythmic proficiency.

### C. Breath Control

- Mastering nuanced breath control techniques tailored to each specific melodic structure.
- Employing efficient breathing progressions to adapt dynamic shifts and accent variations inherent in diverse musical styles.

### D. Instrumental Expertise

- Applying advanced parameters to interpret compositions across various forms with precision and artistry.
- Demonstrating mastery in executing accents and fingering techniques to capture the nuanced intricacies of compositions.



## ➤ Evaluation Mode and Examination Criteria

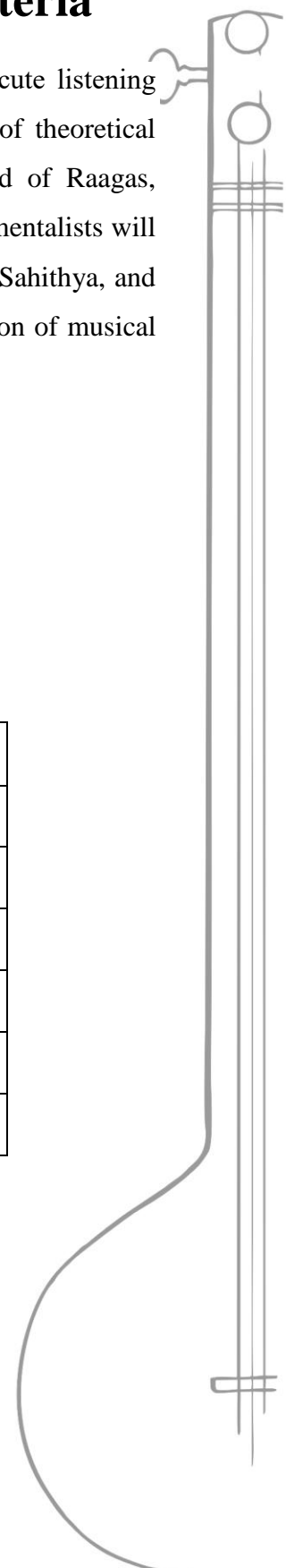
Examiners evaluate candidates' practical competencies, encompassing their acute listening skills, performance dexterity, and proper enunciation of Sahithya and grasp of theoretical concepts. This comprehensive evaluation encompasses a thorough command of Raagas, Taalas, and multi levelled creative skills within the syllabus framework. Instrumentalists will be evaluated, focusing on instrumental tuning, the unique rendition of Swaras, Sahithya, and other instrumental intricacies. This approach ensures a comprehensive evaluation of musical expertise at an advanced level.

Examination Duration: **60 minutes**

Examinations will be conducted twice annually: **January & July.**

Total Possible Score for the Course: **150**

<b>Scoring Criterion</b>	
<b>RANGE</b>	<b>PERCENTAGE</b>
Pass	60% to 69%
Good	70% to 79%
Merit	80% to 89%
Distinction	90% to 95%
Excellent	96% to 100%





# LEVEL UNNATHA

## ➤ Course Description for Voice Culture and Instrumental Technique

Karnataka Sangita Level Unnatha is designed for practical implementation, with a significant focus on cultivating well-rounded auditory abilities. It offers an elevated degree of comprehension by delving into advanced dimensions of compositions, extensively examining diverse Raagas, and intricate Taala structures. Through this exploration, the students will not only augment their expertise but also cultivate a sophisticated acumen for attentive listening.

## ➤ Instrumental Variations

Instrumental intricacies are seamlessly infused into the curriculum, enabling students to adeptly apply mastered concepts on their respective instruments. The adaptations from Vocal training for an instrument underscore:

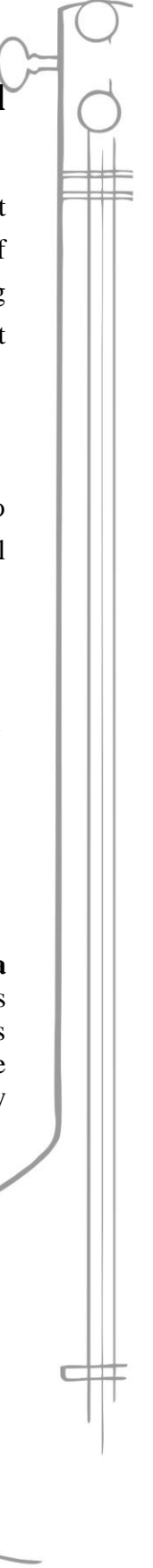
- Exquisitely refining the instrument to possible perfection.
- Cultivating a distinctive execution style for both Swaras and Sahithya within a specified composition, and implementing the concepts with utmost precision and finesse.
- Recitation of Sahithya by the instrumentalist.

## ➤ Preparatory Requirements

The candidate should prepare according to the **Karnataka Sangita Samvardhana Level Unnatha** syllabus. Candidates have the flexibility to explore additional lessons based on their interests, yet it is imperative that they diligently meet the syllabus requirements. Instrumentalists have to bring their own instruments and follow the requirements outlined in the syllabus. Candidates are not allowed to refer to any books during the examination.

## ➤ Refer to Standard Books, eg:

- **Karnataka Sangeetha Darpana Vol. IV** by T Sachidevi and T Sharadha;
- **South Indian Music Volume III** by Prof. P. Sambamoorthy;
- **Ragam Tanam Pallavi** by Dr. M. B. Vedavalli



## ➤ Syllabus Overview

- Raaga Thaana Pallavi (RTP) - 3 Raagas, each in different tala. (45 mins rendition)
- Pallavi formulation with provided Sahithya (15 mins assimilation + 30 mins rendition) Ragas and Talas can be of the candidates choice.
- To perform Kutcheri in a conventional format. (90 mins rendition)  
Pakkavadya artists to be arranged by the candidate.

## ➤ Level Unnatha Outcomes

- **Emotional Expression through Raagas:**

Achieve a profound understanding of the emotional spectrum embedded within Raagas, facilitating nuanced rendition and improvisation that resonates deeply with the audience.

- **Rhythmic Mastery:**

Attain expertise in navigating intricate rhythmic patterns and Taalas, enabling precise and imaginative rhythmic improvisation that captivates listeners and enhances musical expression.

- **Vocal Artistry:**

Cultivate a mastery of vocal techniques such as gamakas, birkas, and laya, empowering performances with rich musicality and emotional resonance, thus establishing a distinctive and captivating vocal presence.

- **Understanding Compositions:**


Develop a comprehensive understanding of compositions, including varnas, kritis, and RTP, enabling the interpretation and performance of complex musical pieces with depth, authenticity, and artistic integrity.

- **Spontaneous Creativity (Manodharma):**

Cultivate the ability to spontaneously improvise and elaborate on melodic and rhythmic themes within the structured framework of Raagas, Taalas, and compositions, thereby showcasing artistic versatility and creative ingenuity in musical expression.

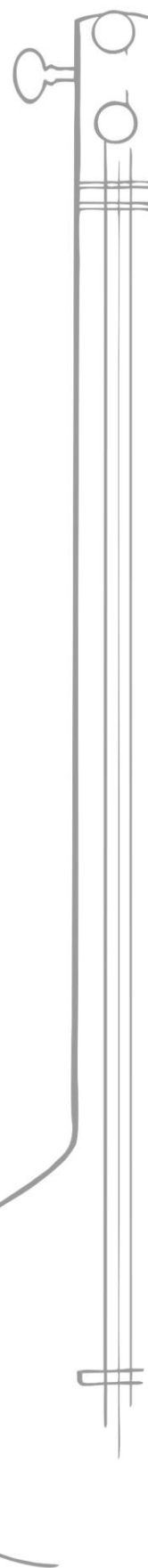
- **Interpretive Sensitivity and Innovative Exploration:**

Develop interpretive sensitivity to compositions, conveying the profound emotions and lyrical meanings inherent within them through nuanced expression, thus forging deep connections with the audience and fostering appreciation for the beauty of Karnataka Sangita. Embrace a spirit of innovation and experimentation, exploring new concepts and genres while preserving the rich heritage of Karnataka Sangita, thus contributing to the evolution and enrichment of the musical tradition.



## ➤ Score Distribution

<b>Parameters for assessment</b>				
Abbreviation: V-Vocal/ SI-String Instrument/ WI- Wind Instrument				
Sl.no	Parameters	Levels		
		Thritiya		
		V	SI	WI
1	<b>Melodic</b>			
1.1	Maintaining shruthi	30	35	30
1.2	Maintaining swarastanas			
2	<b>Rhythmic</b>			
2.1	Laya	30	35	35
2.2	Kalapramana			
2.3	Taalanga indication			
3	<b>Vocal Culture</b>			
3.1	Timbre			
3.2	Agility	30	N/A	N/A
3.3	Range			
3.4	Dynamics and Raga Bhava			
4	<b>Instrumental</b>			
4.1	Tuning			
4.2	Handling	N/A	45	30
4.3	Position			
4.4	Accent			
4.5	Technique and Raga Bhava			
5	<b>Sahithya</b>			
5.1	Lyrical Knowledge			
5.2	Enunciation	25	5	20
5.3	Pronunciation			
5.4	Breath Management			
6	<b>Basic Knowledge</b>			
6.1	Technical	25	15	30
6.2	History			
6.3	Posture			
7	<b>Advanced Parameters</b>			
7.1	Raaga Mastery			
7.2	Rhythm Mastery	60	65	55
7.3	Creativity			
7.4	Innovation and Improvisation			
7.5	Presentation			
	<b>TOTAL</b>	<b>200</b>	<b>200</b>	<b>200</b>



## ➤ Evaluation Mode and Examination Criteria


Examiners will conduct assessments of candidates' practical proficiencies, evaluating their acute listening abilities, performance fluency, proper enunciation of Sahithya and mastery of applied theoretical principles. This holistic evaluation mode entails a deep understanding of Raagas, Taala, and multi-faceted creative aptitudes within the syllabus guidelines. Instrumentalists undergo evaluation emphasizing instrument tuning, the nuanced rendition of Swaras, Sahithya, and other instrumental intricacies. This method ensures a thorough assessment of musical proficiency at an advanced level, reflecting the candidates' depth of understanding and skillful execution in their musical pursuits.

Examination Duration: **180 minutes** (Split into 45+45+90, Three sessions)

Examinations will be conducted twice annually: **January & July**.

Total Possible Score for the Course: **200**

<b>Scoring Criterion</b>	
<b>RANGE</b>	<b>PERCENTAGE</b>
Pass	60% to 69%
Good	70% to 79%
Merit	80% to 89%
Distinction	90% to 95%
Excellent	96% to 100%



# **ESSENTIAL GUIDELINES**

**Examination mode is Strictly Offline.** Candidates can apply online and download their verified hall tickets from the WMC website and produce them at their respective exam centres.

**Examination Portal Activation:** April & October. **Website:** <https://wmc.net.in/>

**Important Guideline:** Acoustic Tambura or Electronic Tambura is permitted. Shruti played from a smart device is strictly prohibited.

**Attempts:** Candidates are allowed to take multiple attempts for betterment of score or to pass in the upcoming cycle.

**Results:** Results will be announced 3 Months after exams. (Online Examination Portal WMC).

## **Instruction Manual**

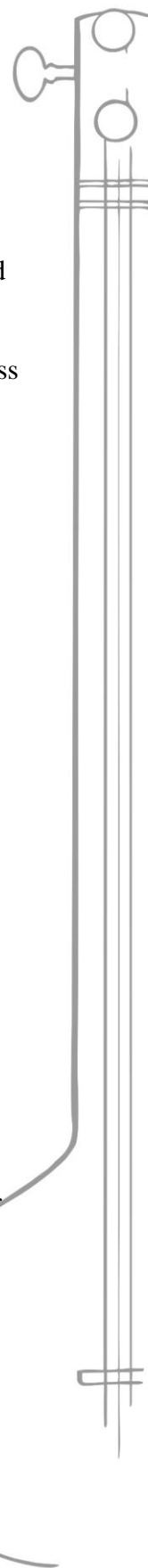
Important Months of KSS	
Application	<b>April &amp; October</b>
Examination	<b>July &amp; January</b>
Result	<b>August &amp; March</b>

## **ELIGIBILITY:**

Student from any institution can take KSS exams. Candidates of age above 6 are eligible for KSS exams.

## **AWARD FROM KSS EXAMINATION**

- Students will be rewarded with certification upon completion of each level.
- Upon completion of level Unnatha candidates will additionally be given an opportunity to perform in a kutcheri organised by WMC.



# FEE STRUCTURE


Candidates are required to submit a fee in order to apply for the Karnataka Sangita Samvardhana Examination. The fee structure is level-based and as follows:

For Indian Candidates	
Levels	Amount in INR (GST Inclusive)
Prathama	<b>2360/-</b> (Two Thousand Three Hundred Sixty)
Dwithiya	<b>3540/-</b> (Three Thousand Five Forty)
Thrithiya	<b>5900/-</b> (Five Thousand Nine Hundred)
Unnatha	<b>7080/-</b> (Seven Thousand Eighty)

For International Candidates	
Levels	Amount in USD
Prathama	<b>\$ 85</b> (Eighty-Five)
Dwithiya	<b>\$ 125</b> (One Twenty-Five)
Thrithiya	<b>\$ 200</b> (Two Hundred)
Unnatha	<b>\$ 250</b> (Two Hundred Fifty)

- Examination fees are non-refundable.

We uphold the highest standards of integrity and participant welfare, setting a benchmark for professional conduct and legal accountability in music education assessments.



# COMMUNICATION DETAILS

Address:

**World Music Conservatory (WMC),  
# 5 & 6, Gopala Nilaya, 1st Floor,  
East Park Road, 16th Cross,  
Malleshwaram, Bangalore: 560055**

Website: <https://wmc.net.in/>

Mail: [kssinfo.wmc@gmail.com](mailto:kssinfo.wmc@gmail.com)

Phone: **+91-7975853659**

